

Reading Aids

Hemi Reading Glasses


Stock Powers

Prescription priced per Rx



Stock powers are +200, +250 and +300 modified with 10Δ yoked prisms for right or left hemianopia. Special frame choice eliminates thickness magnification which causes blur and double vision caused by improper frame choice.

Hemi Reader Clip-ons




10Δ yoked prisms shift print away from the blind side into the seeing side for ease of reading. Available for both right or left hemianopia.

Midline Shift Clip-ons

Clip-ons pictured above are available in other yoked prism powers for midline shift syndrome.

Sector Prism Clip-on - 15 diopter prisms

Determine if patient finds field enhancement prisms beneficial (temporal placement)



Placed temporally, monocularly and base out on the side of the hemianopia. Used to determine if patient is a candidate to have sector style press-ons affixed to glasses. Patients are then taught to scan into the prism.

Button Press-on Prisms

Placed temporally, monocularly and base out on the side of the hemianopia. A great way to fit for the ReKindle™ or InWave™ systems without spending time cutting and shaping press-ons.



Chadwick's professional looking die-cut prisms are available in sizes 16mm (5/8) or 19mm (3/4) and in prism powers of 10Δ, 15Δ, 20Δ, 25Δ, 30Δ, and 40Δ

Facts about Hemianopia

Results from the National Health and Nutrition Examination Survey (1988-1994) indicated that 1 out of 1000 people examined had hemianopia.

At least one third of stroke survivors in rehabilitation have either homonymous hemianopia or spatial neglect.

Tlf: 5761 1190

mail: osv@onsightvision.dk

www.onsightvision.dk

www.hemianopia.org

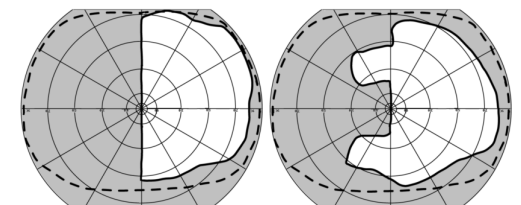
Januar 2011

Hemianopic Product Guide



Up to 30° Field Expansion available

Featuring
The Peli Lens™
and other
Hemianopic Aids





Hemianopic Field


30° Expanded Hemianopic Field
with 57 diopter Peli Lens™

Peli Lens™ Fitting Kit

1 Set 40Δ Peli Press-on Prisms
with instruction guide




Starter kit for fitting the Peli Lens™. This step by step instruction booklet guides any eye care professional in fitting hemianopic patients simply and quickly with professional looking die-cut Press-on prisms. Placed properly they expand the visual field 20° leaving central vision unobstructed. If you are under the impression that prisms do not work, these will change your mind. Absolutely the best solution yet for field expansion and mobility. Backed by NIH funded clinical trials.

 **Peli Press-on Prisms** 1 set
4 sets-Bulk Pack

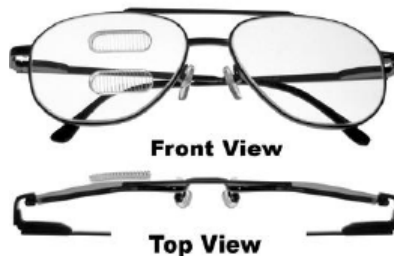
Peli Test Glasses Non-Rx

Two unisex frames (1 rt, 1 lt)
Four frames (2 mens, 2 ladies, rt & lt)

Peli Press-on prisms affixed to non-prescription eyewear for patient trial at home.



The Peli Lens™



The 57 diopter Peli Lens™ offers:

- ◇ 30° Field Expansion (by Rx only)
- ◇ 47% acceptance rate at 12 month follow-up on the 40Δ Peli Lens
- ◇ Unobstructed central view
- ◇ No image jump
- ◇ Cosmetically acceptable
- ◇ Simple to fit
- ◇ 40Δ Horizontal SV
- ◇ 57Δ Horizontal SV
- ◇ 57Δ Oblique SV
- ◇ Backed by clinical trials as reported in "Community-Based Trial of a Peripheral Prism Visual Field Expansion Device for Hemianopia", *Archives of Ophthalmology*, May 2008

New Designs

57 Δ Horizontal Peli Lens™ (30° field expansion)
57Δ Oblique Peli Lens™ when driving is a goal*
Visit www.hemianopia.org


Peli Lens™ Sample Glasses

40 Horizontal (22° field expansion)
57 Horizontal (30° field expansion)
57 Oblique (26° field expansion)



Reversible Planos. Allows patients to evaluate the clarity and construction of the Peli Lens™ versus the Press-on prisms. Sales tool for in-office use only.

Peli Clip-ons Set of right and left



For the clinician or therapist, these 40 Δ prism clip-ons allow a hemianope to try out the Peli concept in the clinic over his/her glasses. These clip-ons allow the hemianope to move about and evaluate whether the Peli Press-on prisms should be affixed to his/her glasses by an eye care professional for in-home evaluation. In-office use only.

Peli Stick Prism



This 40Δ prism device quickly demonstrates the Peli Lens™ concept to patients and families. Therapists, nurses and physicians who deal with TBI and stroke patients will find this tool useful as a demonstration and educational aid.